

Format of holding of specified securities

Annexure - I

- 1 Name of Listed Entity : OCTAL CREDIT CAPITAL LTD.
- 2 Scrip Code/Name of Scrip/Class of Security :
- 3 Share Holding Pattern Filed under: Reg. 31(1) (b) : **Quarter Ended 31/03/2018**
- 4 Declaration:

	Particulars	Yes	No
1	Whether the Listed Entity has issued any partly paid up shares		No
2	Whether the Listed Entity has issued any Convertible Securities or Warrants?		No
3	Whether the Listed Entity has any shares against which depository receipt are issued?		No
4	Whether the Listed Entity has any shares in locked-in?		No
5	Whether any shares held by promoters are pledge or otherwise encumbered?		No

- 5 The tabular format for disclosure of holding of specified securities is as follows:-



Table I - Summary Statement holding of specified securities

Category (I)	Category of shareholder (II)	Nos. of shareholders (III)	No. of fully paid up equity shares held (IV)	No. of partly paid up equity shares held (V)	No. of shares underlying Depository Receipt (VI)	Total nos. shares held (VII) = (IV)+(V)+(VI)	Shareholding as a % of total no. of shares (calculated as per SCRR, 1957) (VII) As a % of (A+B+C2)	Number of Voting Rights held in each class of securities (IX)			No. of Shares Underlying convertible securities (Including Warrants) (X)	Shareholding as a % assuming full conversion of convertible securities (as a percentage of diluted share capital) (XI)=(VII)+(X) as a % of (A+B+C)	Number of Locked in shares (XII)		Number of Shares pledged or otherwise encumbered (XIII)		Number of equity shares held in dematerialized form (XIV)	
								No. of Voting Rights					Total as a % of (A+B+C)	No. (a)	As a % of total Shares held (b)	No. (a)		As a % of total Shares held (b)
								Class eg:x	Class eg:y	Total								
(A)	Promoter & Promoter Group	26	1327100	0	0	1327100	26.537	1327100	0	1327100	26.537	0	26.537	0	0.000	0	0.000	917100
(B)	Public	929	3673800	0	0	3673800	73.463	3673800	0	3673800	73.463	0	73.463	0	0.000	0	0.000	2374875
(C)	Non Promoter - Non Public																	
(C1)	Shares underlying DRs																	
(C2)	Shares held by Employee Trusts																	
	TOTAL	955	5000900	0		5000900	100.000	5000900	0	5000900	100.000	0	100.000	0	0.000	0	0.000	3291975




Table II - Statement showing shareholding pattern of the Promoter and Promoter Group

Category & Name of shareholders (i)	PAN (ii)	Nos. of shareholders (iii)	No. of fully paid-up equity shares held (iv)	No. of partly paid-up equity shares held (v)	Nos. of shares underlying Depository Receipt (vi)	Total nos. shares held (vii) = (iv)+(v)+(vi)	Shareholding % calculated as per SCRR, 1957 As a % of (A+B+C2) (viii)	Number of Voting Rights held in each class of securities (ix)			No. of Shares Underlying Outstanding convertible securities (including Warrants) (x)	Shareholding as a % assuming full conversion of convertible securities (as a percentage of diluted share capital) (xi) = (vii)+(x) as a % of (A+B+C)	Number of Locked In shares (xii)		Number of Shares pledged or otherwise encumbered (xiii)		Number of equity shares held in dematerialized form (xiv)	
								No. of Voting Rights					As a % of total Shares held (b)	No. (a)	As a % of total Shares held (b)	No. (a)		As a % of total Shares held (b)
								Class x	Class y	Total								
(1) Indian		0	0	0	0	0	0.000	0	0	0	0.000	0	0.000	0	0.000	0	0	
(a) Individuals/Hindu undivided Family		23	402300	0	0	402300	8.045	402300	0	402300	8.045	0	0.000	0	0.000	152300	0	
AMRAW DEVI JAIN	ACKPJ137R	0	30000	0	0	30000	0.600	30000	0	30000	0.600	0	0.000	0	0.000	0	0	
ARUNA PATNI	ACQPJ9947B	0	20000	0	0	20000	0.400	20000	0	20000	0.400	0	0.000	0	0.000	20000	0	
BABULAL SARAOGI	ALBPS0869H	0	10000	0	0	10000	0.200	10000	0	10000	0.200	0	0.000	0	0.000	0	0	
BASANT JAIN	ACEPJ0817A	0	5000	0	0	5000	0.100	5000	0	5000	0.100	0	0.000	0	0.000	0	0	
BIMAL KUMAR PATNI	ACSPJ6935F	0	10000	0	0	10000	0.200	10000	0	10000	0.200	0	0.000	0	0.000	10000	0	
BIMALA DEVI JAIN	ACKPJ7135P	0	10000	0	0	10000	0.200	10000	0	10000	0.200	0	0.000	0	0.000	0	0	
BINOD KUMAR SINGHANIA	ALVPS6667B	0	5000	0	0	5000	0.100	5000	0	5000	0.100	0	0.000	0	0.000	0	0	
CHHAGNI DEVI PATNI	BSPPP6951D	0	60000	0	0	60000	1.200	60000	0	60000	1.200	0	0.000	0	0.000	10000	0	
DHANRAJ PATNI	AFVPP5412K	0	10000	0	0	10000	0.200	10000	0	10000	0.200	0	0.000	0	0.000	10000	0	
DILIP KUMAR PATNI	AFLPP8238B	0	16000	0	0	16000	0.320	16000	0	16000	0.320	0	0.000	0	0.000	16000	0	
KAMAL NAYAN JAIN	ACTPJ4363L	0	11000	0	0	11000	0.220	11000	0	11000	0.220	0	0.000	0	0.000	11000	0	
KIRAN DEVI JAIN	AFAPJ9615D	0	20000	0	0	20000	0.400	20000	0	20000	0.400	0	0.000	0	0.000	0	0	
MAHENDRA KUMAR PATNI	AFRPP9114N	0	35300	0	0	35300	0.706	35300	0	35300	0.706	0	0.000	0	0.000	35300	0	
MEENA DEVI JAIN	ACKPJ7133M	0	10000	0	0	10000	0.200	10000	0	10000	0.200	0	0.000	0	0.000	0	0	
NEELAM JAIN	ACKPJ7136Q	0	10000	0	0	10000	0.200	10000	0	10000	0.200	0	0.000	0	0.000	0	0	
NISHA JAIN	AEDPJ4064Q	0	5000	0	0	5000	0.100	5000	0	5000	0.100	0	0.000	0	0.000	0	0	
PRADEEP BARJATYA	AEHPB1557N	0	5000	0	0	5000	0.100	5000	0	5000	0.100	0	0.000	0	0.000	0	0	
PRAMOD KUMAR KOTHARI	AEXPK7030B	0	50000	0	0	50000	1.000	50000	0	50000	1.000	0	0.000	0	0.000	0	0	
SANDEEP JAIN (PATNI)	ACWPPJ7070R	0	10000	0	0	10000	0.200	10000	0	10000	0.200	0	0.000	0	0.000	10000	0	
SHANTI KUMAR PATNI	AFKPP2172B	0	10000	0	0	10000	0.200	10000	0	10000	0.200	0	0.000	0	0.000	10000	0	
SHREE CHAND SARAOGI	AJUPS9436P	0	40000	0	0	40000	0.800	40000	0	40000	0.800	0	0.000	0	0.000	0	0	
SUNITA DEVI PATNI	AKAPP6915F	0	10000	0	0	10000	0.200	10000	0	10000	0.200	0	0.000	0	0.000	10000	0	
VIJAY KUMAR PATNI	ACVPP6512D	0	10000	0	0	10000	0.200	10000	0	10000	0.200	0	0.000	0	0.000	10000	0	
(b) Central Government/State Government(s)		0	0	0	0	0	0.000	0	0	0	0.000	0	0.000	0	0.000	0	0	




Table III - Statement showing shareholding pattern of the Public shareholder

	Category & Name of shareholders (I)	PAN (II)	Nos. of shareholders (III)	No. of fully paid-up equity shares held (IV)	No. of partly paid-up equity shares held (V)	Nos. of shares underlying Depository Receipt (VI)	Total nos. shares held (VII) = (IV)+(V)+(VI)	Shareholding % calculated as per SCRR, 1957 As a % of (A+B+C2) (VIII)	Number of Voting Rights held in each class of securities (IX)			No. of Shares Outstanding convertible securities (Including Warrants) (X)	Shareholding as a % assuming full conversion of convertible securities (as a percentage of diluted share capital) (XI) = (VII)+(X) as a % of (A+B+C)	Number of Locked in shares (XII)		Number of Shares pledged or otherwise encumbered (XIII)		Number of equity shares held in dematerialized form (XIV)	
									No. of Voting Rights					Total as a % of Total Voting rights	No. (a)	As a % of total Shares held (b)	No. (a)		As a % of total Shares held (b)
									Class x	Class y	Total								
(1)	Institutions		0	0	0	0	0	0.000	0	0	0	0.000	0	0.000	0	0.000	0	0.000	0
(a)	Mutual Funds		0	0	0	0	0	0.000	0	0	0	0.000	0	0.000	0	0.000	0	0.000	0
(b)	Venture Capital Funds		0	0	0	0	0	0.000	0	0	0	0.000	0	0.000	0	0.000	0	0.000	0
(c)	Alternate Investment Funds		0	0	0	0	0	0.000	0	0	0	0.000	0	0.000	0	0.000	0	0.000	0
(d)	Foreign Venture Capital Investors		0	0	0	0	0	0.000	0	0	0	0.000	0	0.000	0	0.000	0	0.000	0
(e)	Foreign Portfolio Investors		0	0	0	0	0	0.000	0	0	0	0.000	0	0.000	0	0.000	0	0.000	0
(f)	Financial Institutions/Banks		1	337500	0	0	337500	6.749	337500	0	337500	6.749	0	6.749	0	0.000	0	0.000	0
	ORIENTAL BANK OF COMMERCE		0	337500	0	0	337500	6.749	337500	0	337500	6.749	0	6.749	0	0.000	0	0.000	0
(g)	Insurance Companies		0	0	0	0	0	0.000	0	0	0	0.000	0	0.000	0	0.000	0	0.000	0
(h)	Provident Funds/Pension Funds		0	0	0	0	0	0.000	0	0	0	0.000	0	0.000	0	0.000	0	0.000	0
(i)	Any Other		0	0	0	0	0	0.000	0	0	0	0.000	0	0.000	0	0.000	0	0.000	0
	Foreign Institutional Investors		0	0	0	0	0	0.000	0	0	0	0.000	0	0.000	0	0.000	0	0.000	0
	QFI - Corporate		0	0	0	0	0	0.000	0	0	0	0.000	0	0.000	0	0.000	0	0.000	0
	Sub-Total (B)(1)		1	337500	0	0	337500	6.749	337500	0	337500	6.749	0	6.749	0	0.000	0	0.000	0
(2)	Central Government/State Government(s)/President of India		0	0	0	0	0	0.000	0	0	0	0.000	0	0.000	0	0.000	0	0.000	0
	Sub-Total (B)(2)		0	0	0	0	0	0.000	0	0	0	0.000	0	0.000	0	0.000	0	0.000	0
(3)	Non-Institutions		0	0	0	0	0	0.000	0	0	0	0.000	0	0.000	0	0.000	0	0.000	0
(a)	Individuals		0	0	0	0	0	0.000	0	0	0	0.000	0	0.000	0	0.000	0	0.000	0
	i) Individual shareholders holding nominal share capital up to Rs.2 Lakhs.		873	756723	0	0	756723	15.132	756723	0	756723	15.132	0	15.132	0	0.000	0	0.000	540598




Table IV - Statement showing shareholding pattern of the Non Promoter - Non Public shareholder

Category & Name of shareholders (I)	PAN (II)	Nos. of shareholders (III)	No. of fully paid-up equity shares held (IV)	No. of partly paid-up equity shares held (V)	Nos. of shares underlying Depository Receipt (VI)	Total nos. shares held (VII) = (IV)+(V)+(VI)	Shareholding % calculated as per SCRR, 1957 As a % of (A+B+C2) (VIII)	Number of Voting Rights held in each class of securities (IX)			No. of Shares Underlying Outstanding convertible securities (Including Warrants) (X)	Shareholding as a % assuming full conversion of convertible securities (as a percentage of diluted share capital) (XI) = (VII)+(X) as a % of (A+B+C)	Number of Locked in shares (XII)		Number of Shares pledged or otherwise encumbered (XIII)		Number of equity shares held in dematerialized form (XIV)
								No. of Voting Rights		Total as a % of Total Voting rights			No. (a)	As a % of total Shares held (b)	No. (a)	As a % of total Shares held (b)	
								Class x	Class y								
(1) Custodian.DR Holder																	
(2) Employee Benefit Trust (under SEBI (share based Employee Benefit) Regulations, 2014																	
Total Non-Promoter - Non-Public Shareholding (C)=(C)(1)+(C)+(2)																	

